



Application 101 for Senior Year


FHS School Counseling Department



Big Picture: College App Components



- Your Part
 - Complete and Submit Application
 - Write and Submit Essay and Supplements if Applicable
 - Request Letters of Recommendation
 - Pay Application Fee/Request Fee Waiver
 - Notify Counselor and Update on Scoir
 - Send Admissions Exam Score Report(s) if Applicable from College Board or ACT
- High School Part
 - Send Official Transcript, Recommendations, and Reports
- Senior College Checklist






Summer/Early Fall




- Complete **FHS Senior Brag Sheet** – Under Surveys in Scoir
- Request letters of recommendation – most colleges ask for 1-3 teacher letters max
- Research colleges
- Finalize college list and keep track of deadlines!
- Meet with your School Counselor
- Start researching scholarship applications – [FastWeb](#), [Raise Me](#), [Scholly](#), Scoir, FHS Scholarship Blasts
- QR Code for Local Scholarships





Summer/Early Fall cont'd



- Attend college visits and fairs
- Work on your essay(s)
- Keep up with current school work and extracurricular activities
- Determine early action/decision colleges if any and complete applications



Finalizing Your List



- College Search Tools –
SCOIR/Niche/Big Future
- Important Factors to Consider
 - Programs/Majors, Location, Size, Cost, Diversity
- Admissions Prediction
 - Reach, Target, Safety


+ Fall/Early Winter

- Complete and submit full applications
 - Do not use your school email address
- Always notify your school counselor right after you submit an application.
- If using outside letters of recommendation, remember they must be sent under separate cover!
- Students must provide postage stamps for any college that requests paper transcripts
- Attend financial aid workshop and apply for scholarships/[FAFSA](#) (Opens December)





Winter



- Continue submitting applications if needed
- Stay in touch with your school counselor and opportunities through SCOIR
- Check mail, e-mail, and voice mail for any college notifications



+

Spring

- Plan to visit/revisit colleges if needed to make decisions
- Talk with current students/alumni
- Communicate with family/counselor regarding offers and decision making
- Submit deposit/intent to enroll by May 1 and let your counselor know your plans
- Continue applying for scholarships
- Finish out your senior year strong!





Important Acronyms

- FAFSA – Free Application for Federal and State Aid
- HESAA – Higher Education Student Assistance Authority, NJ Financial Aid Supplements and Alternative Application for NJ Dreamers
- EOF or EOP – Equal Opportunity Fund or Program – for first generation/economically advantaged students
- CSS Profile – Additional Financial Aid/Scholarship Applications at Some Private Colleges
- ED/EA - Early Decision/Early Action

+

Some FAQs



- How many colleges should I apply to?
- What is the difference between 2 and year colleges?
- Should I take SAT/ACT and how do I know when to submit the scores if the school is test optional?
- If there are multiple ways to apply to a college, which one should I do?
- Do colleges look at social media?
- What should I write my essay about?
- Who should I ask to write my recommendations?
- What if I am not sure what I want to major in?
- What if I don't get into my dream school?
- Should I consider a gap year?
- What if my plans or situation change?

+

Last but not least...taking care of you during this process!



- Keep reasonable expectations
- Practice self-care/stress management
- Communicate with your family members in a way that works for everyone
- Avoid procrastination
- Remember, there are multiple pathways to success
- Enjoy the journey - This is just the beginning!
- [FHS Counseling Website](#) for all questions and prompts at any point